

# Friction Feeder

## AFS-300 Lettershop

### AdvancedFeeder Servo

## Application


Feeder for feeding and glueing machines, for precise positioning of products onto carrier materials

Technical Data	
Performance	150 m/min / up 1400 Prod./Min. (continuous) up to 600 Prod./Min. (cycled)
Power supply	3 x 400 V / N / PE, 50 Hz, 300 W
Control	PLC control with touchscreen

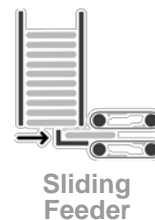
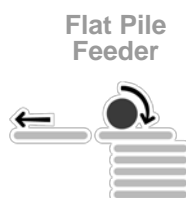
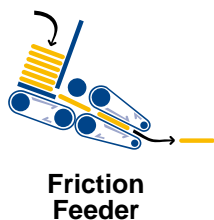
Products	
Formats	min. 25 x 60 mm max. 350 x 300 mm
Quality	min. 60 gr/m <sup>2</sup>
Thickness	0.1 – 30 mm

## Standard Properties

- ❶ Magazine loading: 600 mm
  - ❷ Quick adjustment of the product thickness (air gap, exit extension, magazine), mechanical display
  - ❸ Swiveling exit extension 150 mm
  - ❹ Individually adjustable and reproducible stack support
  - PLC control unit
  - User guide and status display via touchscreen (graphical user interface)
  - Signal lamp with 2 colours, optional 4 colours
  - Feeding width 300 mm standard
  - Product feeding: Single, counting or with pulse generator
  - Exact feeding and/or glueing of the products
  - Contra-rotating separating roll
  - Missing sheet detection by product run-time monitoring
  - AC servo motor with high dynamic
  - Infinitely adjustable feeding speed
  - Intermediate belt for products smaller than feeding length 60 mm
  - Exit extension 300 mm with flat belt, width 20 mm and knife edge for exact feeding
  - Including encoder
  - Minimum stack level monitoring in magazine
  - Suction chamber for friction belts, with multi-ejector
- Lettershop version:**
- Pneumatic vibrator at stack support
  - Adjustable pressure rollers after exit extension
  - Start light barrier for external start pulse
  - Glue applicator trigger function



Technical details and further options see back side



# Friction Feeder

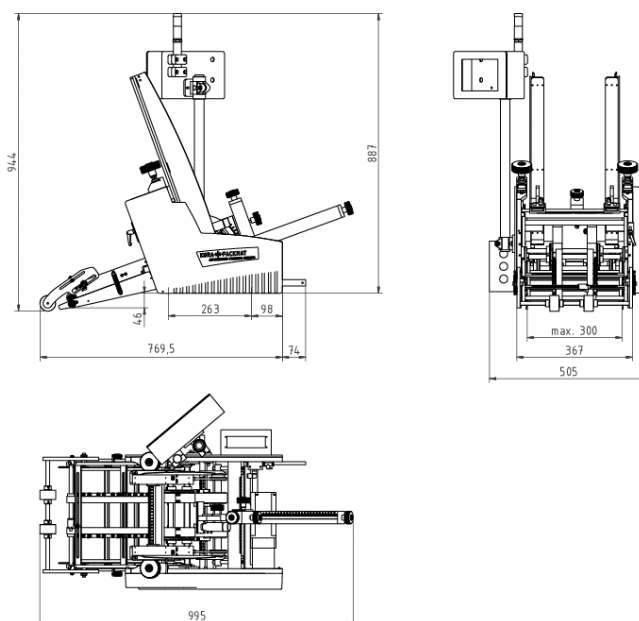
## AFS-300 Lettershop

### Advanced Feeder Servo

#### Technical Data (Standard Configuration)

Formats (special formats possible):	min. 25 x 60 mm (wide side leading), max. 350 x 300 mm (short side leading)
Belt speed / Feeding performance (depending on product):	150 m/min up to 1,400 Products/min (continuous) up to 600 products/min (cycled)
Product passage:	min. 0.1 mm, max. 30 mm, paper quality min. 60 gr/m <sup>2</sup> , product dependent
Magazine loading (depending on product):	Standard 600 mm, Option 800 mm / 1.000 mm
Drive:	AC servo motor, infinitely adjustable, positioning accuracy up to +/- 1.5 mm
Control:	PLC control with touchscreen
Supply voltage / Power input:	3 x 400 V / N / PE, 50 Hz, 300 W, separate switch cabinet
Air supply:	6 bar, dry, non-oiled air; connection 1/4", air consumption 100 l/min (w. 2 suction chambers)
Dimensions (W x D x H) / Weight:	505 x 995 x 944 mm (exit extension 300 mm, standard stack height), approx. 36 kg, (without autoloader, depending on version)
Sound level (with 2 suction chambers)	Max. 70 dB (A), with pressure air 6 bar

#### Dimensions



#### Options

##### Magazine/Loading

Magazine height 300/800/1,000 mm  
 Angled magazine with increased autonomy (up to 1,200 mm)  
 Autoloader 500 – 3,000 mm (inline or 90°)  
 Roller support extension up to 600 mm  
 Electric or pneumatic vibrator in stack magazine, can be switched off

##### Integration of Peripheral Devices

Marking systems (labeler, printer)  
 Gluing systems (hot melt glue, cold glue etc.)  
 Control systems (scanner, camera, etc.)  
 Folding device  
 Ionization unit

##### Controlling

Signal lamp (2 to 4 colors)  
 Level control in magazine/autoloader  
 Double sheet control electro mechanic/ultrasonic solution

##### Separation

Pusher for separation instead of friction wheel  
 Anti-static unit for film products

##### Transportation

Shingling conveyor  
 Reception tray, can be adjusted to different formats  
 Toothed belt  
 Suction belt 2 to 4 lanes  
 Alignment conveyor left/right

##### Counting & Positioning

Buffer rake for stacking  
 Down pressing unit  
 Servo linear positioning device

##### Outfeed Options

Exit extension 300/500/800 mm  
 Exit extension inclination angle 90° (downwards/upwards)  
 Vacuum exit extension 300/500/600/800 mm  
 Adjustable lateral guides in exit extension  
 Ejection of faulty parts

##### Other

Feeding width 100 – 1,000 mm  
 Floorstands: movable, vertically adjustable  
 Pre-defined wear part packages  
 Special versions by request

